



Golfer Products Overview

Welcome to the USGA Golfer Products Overview. This document is intended to support Association and Club Admin high-level understanding of the key features of the kiosk, ghin.com and GHIN mobile app.

The main functionality of each of the products is included with screen captures for reference. Additionally, the document will review answers to FAQs that can be used to answer golfer questions about the products.

Copyright©, United States Golf Association, 2019. All Rights Reserved

Product Feature Overview

The following will provide an overview of the key features and functionality available to golfers within kiosk, ghin.com and the mobile app respectively.

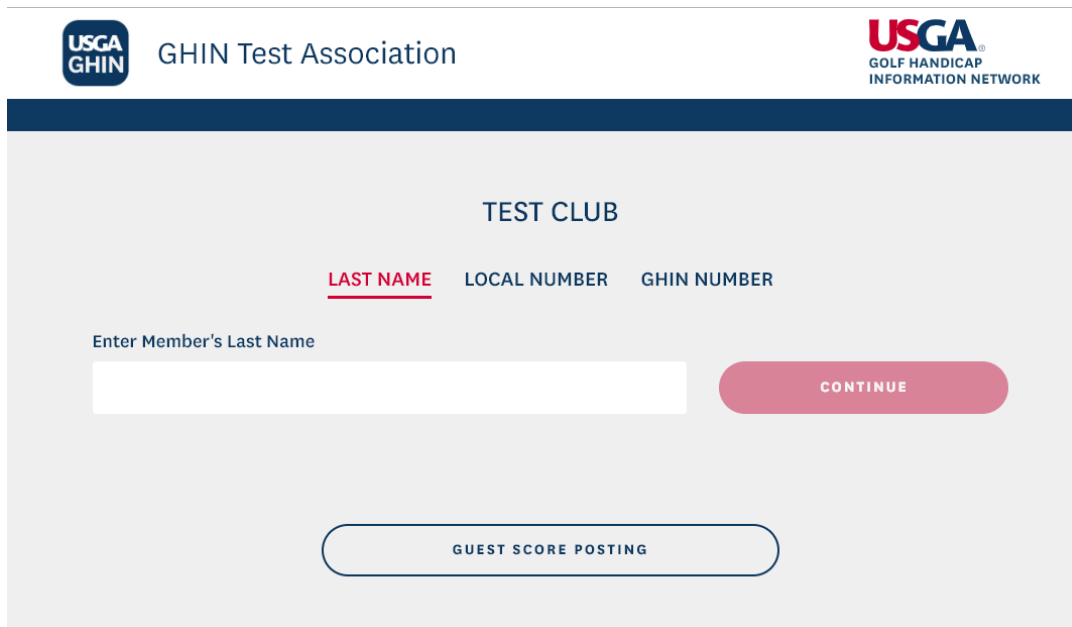
Please note that the use of ghin.com is not limited to computers; it will be supported on a mobile responsive website to ensure the optimal user experience regardless of screen size and device type.

	Kiosk	ghin.com	Mobile App
Golfer Lookup	✓	✓	✓
Post Total Score	✓	✓	✓
Post Hole-By-Hole (HBH) Score	✓	✓	✓
Post Hole-By-Hole Score with Stats	-	✓	✓
Score History and Stats	-	✓	✓
Handicap History	-	✓	✓
Course Handicap Calculator	-	✓	✓
Manual Score Posting (Total Score ONLY)	-	✓	-
Add/Edit Stats (for posted HBH Scores)	-	✓	-
My Card	-	-	✓

Kiosk

Please note that all data in the kiosk will be in **public viewing** mode since the golfer will not need a digital profile to access (digital profiles will be required in order to access ghin.com and the mobile app beginning in Spring 2020). Within the kiosk as part of score history, golfers will not be able to see the course name and date played for any golfer (including themselves) due to privacy concerns. They will still be able to see Handicap information.

Golfer Access Screen



The screenshot shows the 'GHIN Test Association' interface. At the top left is the 'USGA GHIN' logo, and at the top right is the 'USGA GOLF HANDICAP INFORMATION NETWORK' logo. The main heading is 'TEST CLUB'. Below this, there are three labels: 'LAST NAME' (underlined in red), 'LOCAL NUMBER', and 'GHIN NUMBER'. A text input field is labeled 'Enter Member's Last Name'. To the right of the input field is a pink 'CONTINUE' button. At the bottom center is a button labeled 'GUEST SCORE POSTING'.

Golfer Home Screen



GHIN Test Association



John Doe

10.6 HANDICAP INDEX *
LOW H.I.: 10.6



Post
Total Score



Post
Hole-by-Hole
Score



My
Handicap
Information



Golfer
Lookup

Post Total Score



GHIN Test Association



< HOME

John Doe

10.6 HANDICAP INDEX *
LOW H.I.: 10.6

COURSE

Winged Foot Golf Club
West

NUMBER OF HOLES

18 Holes

SCORE TYPE

Home

TEES

BLUE

DATE PLAYED

November 07,
2019

Adjusted Gross Score ⓘ

Front 9

Back 9

Total Score *

82

POST SCORE

Post Hole-by-Hole Score



< ROUND SETUP

BACK 9 >

John Doe

10.6 HANDICAP
INDEX *
LOW H.I.: 10.6

FRONT 9

Clear All Scores

Hole	1	2	3	4	5	6	7	8	9	OUT
Yards	451	475	243	461	516	321	167	493	572	3699
Par	4	4	3	4	5	4	3	4	5	36
Stroke Index	1	3	5	7	9	11	13	15	17	
Score	4	4	5	5	5	4	3	5	4	39
Adj. Score	4	4	5	5	5	4	3	5	4	39

View My Handicap Information (Course Handicap & Scores)



< HOME

John Doe



10.6 HANDICAP
INDEX *
LOW H.I.: 10.6COURSE HANDICAP SCORESWinged Foot Golf Club Q
West

18 Holes

9 Holes

TEES	C.R. / SLOPE / PAR	COURSE HANDICAP
BLUE	76.4 / 140 / 72	18
BLACK	74.3 / 134 / 71	16
WHITE	72.2 / 132 / 70	15
GREEN	69.8 / 130 / 69	13
GOLD	67.4 / 124 / 68	11

Golfer Lookup

 GHIN Test Association

[< HOME](#)

LOOKUP BY NAME

LOOKUP BY GHIN NUMBER

☒ Search Club

☐ Search by U.S. State/Territory

☐ Search Outside the U.S.

Enter Last Name

Enter First Name (optional)

CONTINUE

ghin.com

Home Screen with Golfer Handicap Index, Low H.I., GHIN Memberships, and Recent Scores

GOLF HANDICAP INFORMATION NETWORK
 John Doe

POST SCORE
 GOLFER LOOKUP
 STATS
 COURSE HANDICAP CALCULATOR

John Doe

10.6

HANDICAP INDEX

Low H.I.: 10.6

POST SCORE

GHIN MEMBERSHIPS

GHIN Test Association
 Test Club

Recent Scores
 View All Stats

Date	Score
07/05/19	84
07/06/19	90
07/24/19	93
07/27/19	95
07/31/19	90
08/07/19	91
08/10/19	94
08/04/19	83
08/12/19	84

Post Total Score

HOLE-BY-HOLE SCORE
 TOTAL SCORE

Post Total Score

Course
 Pebble Beach GL
 Change

Number of Holes

18 Holes
 9 Holes

Tees
 Blue 75.1 / 145 / 72

Score Type

Home
 Away
 Competition

Date Played
 11/07/2019

ADJUSTED GROSS SCORE ⓘ

Front 9	Back 9	Total Score *
40	41	81

POST SCORE

Post Hole-by-Hole Score or Hole-by-Hole Score with Advanced Statistics (Greens in regulation, number of putts, driving accuracy)

Post Hole-By-Hole Score

Advanced Stats ☐ OFF

[Clear All Scores](#)

Front 9

HOLE	1	2	3	4	5	6	7	8	9	OUT
YARDS	378	507	397	333	189	498	107	416	483	3308
PAR	4	5	4	4	3	5	3	4	4	36
STROKE INDEX	1	3	5	7	9	11	13	15	17	
SCORE	4	4	5	5	4	4	5	5	4	40
ADJ. SCORE	4	4	5	5	4	4	5	5	4	40

Back 9

HOLE	10	11	12	13	14	15	16	17	18	IN	TOTAL
YARDS	444	370	202	401	582	393	400	182	536	3510	6818
PAR	4	4	3	4	5	4	4	3	5	36	72
STROKE INDEX	2	4	6	8	10	12	14	16	18		
SCORE	6	4	4	5	6	7	4	3	5	44	84
ADJ. SCORE	6	4	4	5	6	7	4	3	5	44	84

POST SCORE

Post Hole-By-Hole Score

Advanced Stats ☒ ON

[Clear All Scores](#) | [Clear All Stats](#)

Front 9

HOLE	1	2	3	4	5	6	7	8	9	OUT
YARDS	378	507	397	333	189	498	107	416	483	3308
PAR	4	5	4	4	3	5	3	4	4	36
STROKE INDEX	1	3	5	7	9	11	13	15	17	
SCORE	4	4	5	5	4	4	5	5	4	40
ADJ. SCORE	4	4	5	5	4	4	5	5	4	40

Advanced Stats

PUTTS	2	1	3	2	3	1	3	2	2	19
GIR	✓	✓	✓	✗	✓	✓	✗	✗	✓	6
DRIVING ACC	✓	✓	→	←		✓		←	✓	4

View Score History & Stats

POST SCORE
GOLFER LOOKUP
STATS
COURSE HANDICAP CALCULATOR

PLAY9 | POST9

SCORE HISTORY
STATS

Filter by: Revision Scores

Graph view
Round with advanced stats

SCORE	DATE	C.R./SLOPE	PCD	DIFFERENTIAL	COURSE	STATS
89 H	10/07/2019	75.1/145	-	10.8	Pebble Beach GL	
+ 79 H	10/03/2019	76.4/140	-	2.1	Winged Foot Golf Club West	
84 H	09/25/2019	70.9/135	+1	10.1	New Jersey National Golf Club	No Stats
81 H	09/23/2019	73.0/137	+3	4.1	High Bridge Hills Golf Club	No Stats

POST SCORE
GOLFER LOOKUP
STATS
COURSE HANDICAP CALCULATOR

PLAY9 | POST9

SCORE HISTORY
STATS

Filter by: Recent Scores

Scoring Summary

Based on 10 Rounds

■ Birdies or Better
■ Pars
■ Bogeys
■ Double Bogeys
■ Triple Bogeys or Worse

Par 3s	Par 4s	Par 5s
4.20	4.64	5.39

Advanced Stats

Based on 3 Rounds

Putts: 37
GIR: 61%

Driving Accuracy





Missed Left: 26%
Fairway Hit: 48%
Missed Right: 21%

2% Missed Short 2% Missed Long


USGA

10

Golfer Lookup and Following

Golfer Lookup		
Following My Clubs All Golfers		
NAME	CLUB	HANDICAP INDEX
★ 	Mendham Golf and Tennis Club	38.2
★ 	Baltusrol Golf Club	5.3
★ 	Mendham Golf and Tennis Club	8.2
★ 	Summit Golf Club	38.2

[POST SCORE](#)
[GOLFER LOOKUP](#)
[STATS](#)
[COURSE HANDICAP CALCULATOR](#)



John Doe

☆ Follow

TEST CLUB

10.6 HANDICAP INDEX [®] | LOW H.I. 10.6

Scores

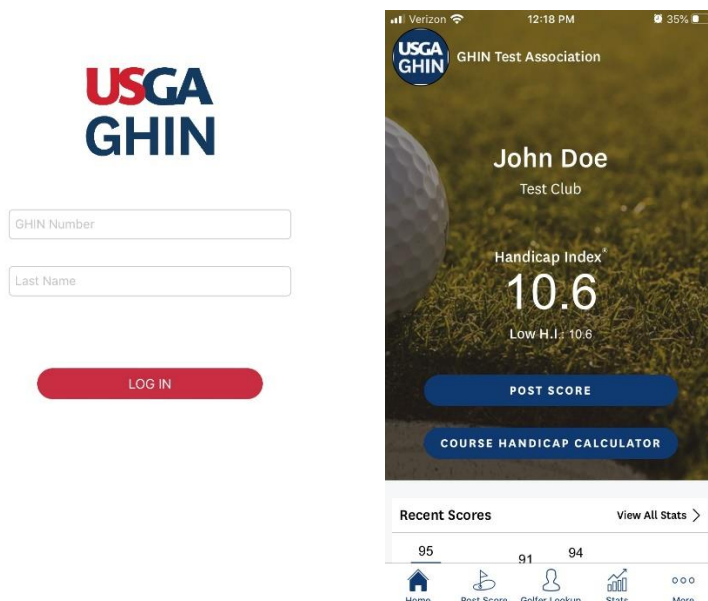
9-Hole Score waiting to be combined

SCORE	DATE	C.R./SLOPE	PCC ⓘ	DIFFERENTIAL
REVISION SCORES				
84 H	09/2019	69.6/129	-	12.6
* 83 H	09/2019	69.6/129	-	11.7
94 H	08/2019	69.6/129	-	21.4
91 H	08/2019	69.6/129	-	18.7
* 80 H	07/2019	69.6/129	-	9.1

GHIN Mobile App

Golfers without the current GHIN app can download the mobile app from either the iTunes App Store or Google Play. For golfers that already have the GHIN app, they will need to update their app. The update may occur automatically. If it does not, golfers should manually update to the new App within the iTunes App Store or Google Play

Login and Home Screen with Handicap Index and Recent Scores



Post Total Score

Post Hole-by-Hole Score

Post HBH Score w/ Stats

Verizon 1:51 PM 24%

Post Total Score

Course
Winged Foot Golf Club West

Number of Holes
18 Holes 9 Holes

Tees
BLUE 76.4 / 140 / 72

Score Type
Home Away Competition

Date Played
Thursday, November 7, 2019

Adjusted Gross Score (U)
Front 9 Back 9 Total Score*
81

POST SCORE

Home Post Score Golfer Lookup Stats More

Verizon 1:53 PM 22%

Post Hole-by-Hole Score Save Round

Total Adj. Score: 30 | To Par: +2

Hole	1	2	3	4	5	6	7
Yards	383	500	411	331	195	519	108
Par	4	5	4	4	3	5	3
Stroke Index	1	3	5	7	9	11	13
Score	4	5	3	6	4	5	3
Adj. Score	4	5	3	6	4	5	3

POST SCORE

Done		
1	2	3
4	5	6
7	8	9
	0	

Home Post Score Golfer Lookup Stats More

Verizon 1:54 PM 19%

Hole-by-Hole Scoring Save Round

Total Score: 0 | To Par: E

HOLE 1 PAR 5 | 574 YARDS | S.I.: 1

4 5 6 7

Putts
0 1 2 3 4+

Green in Regulation
✓ ✗

Fairway Hit
✓ ✗

Missed Fairway
← → ↓ ↑

NEXT HOLE

Home Post Score Golfer Lookup Stats More

View Score History and Statistics

Verizon 2:08 PM 18%

Stats

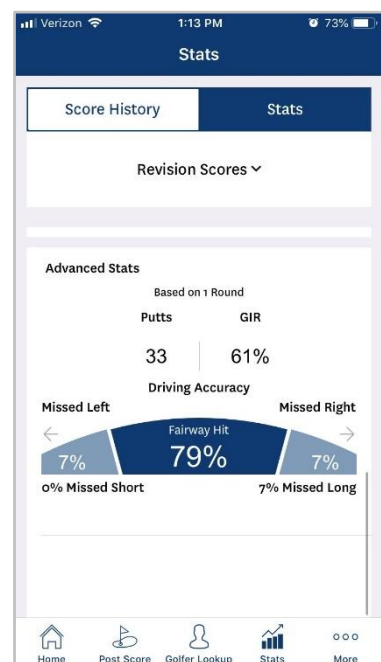
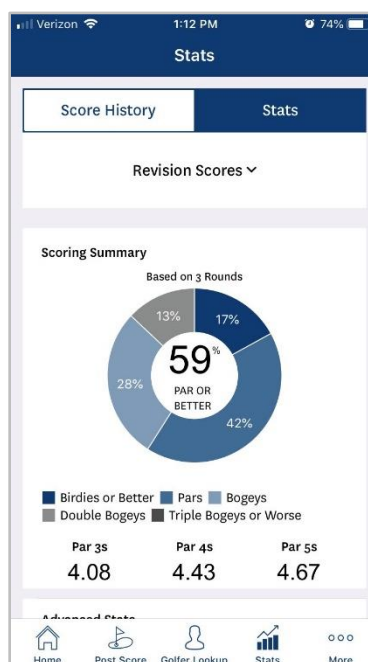
Score History Stats

Recent Scores

Legend What is PCC?

Score	Round Information
85 C	10/14/19 Plainfield Country Club 73.0 / 139 PCC: - Differential: 9.8
81 A	10/13/19 Spring Lake Gc 71.0 / 131 PCC: - Differential: 8.6
82 A	10/11/19 Sunningdale Country Club 73.4 / 135 PCC: - Differential: 7.2
85 C	10/10/19 Winged Foot Golf Club... 72.2 / 136 PCC: - Differential: 10.6

Home Post Score Golfer Lookup Stats More



Course Handicap Calculator

Course Handicap Calculator

Course
The Rookery - North

Number of Holes
18 Holes 9 Holes

Golfers	H.I.	C.H.
CHARLIE CAPASSO Blue	4.5	5
LONDT, GARETH Blue	11.9	14

SELECT GOLFERS

Golfer Lookup

Golfer Details

Charlie Capasso
Moggy Brook Golf Club

OVERVIEW SCORES

Legend What is PCC?

Score Round Information

REVISION SCORES	
81 C	10/19 72.1 / 141 PCC: - Differential: 7.1
83 C	10/19 73.0 / 134 PCC: - Differential: 8.4
85 C	10/19 73.0 / 139 PCC: - Differential: 9.8
81 A	10/19 71.0 / 131 PCC: -

Frequently Asked Questions: Golfer Products

Kiosk FAQs

When I search a golfer, why can't I see the course played or date played on their scores?

To improve data security and golfer privacy within the new Golfer Products, golfers will need to create a digital profile to access the mobile app and ghin.com (available Spring 2020), but because the kiosk will never require a digital profile to access, it does not display course played or date played even for other golfers within the same Club as well as for the users themselves. This information can be accessed for the user and for other golfers with the same Club affiliation through the mobile app and ghin.com once users log in.

Is offline score posting on the kiosk supported? Why not?

No, offline score posting will not be supported. The kiosk will be a webpage and requires internet connection to access.

Can kiosks host multiple Clubs?

The kiosk can be set up for multiple Clubs if the Clubs have the same Club Admin. Non-Club members can still post at a Club kiosk by clicking on "Guest Score Posting" and entering their GHIN number to post a score.

Is there a timeout when I try to post a score on the kiosk? If I don't finish posting within X minutes or if I walk away does it go back to the home screen?

The kiosk will go back to the “Golfer Access Screen” after 3 minutes of inactivity. This time limit is set universally and cannot be modified as a screensaver typically can be.

How does hole-by-hole scoring handle unplayed holes & unfinished holes?

The golfer will need to enter a score for each hole, and the hole-by-hole score posting does not handle unplayed or unfinished holes.

Can any golfer post a score on the kiosk?

Only golfers with active GHIN Numbers who are members of clubs within GHIN Associations will be able to access the kiosk in order to post a score.

Can only members of the club post a score on the kiosk?

If a golfer is not a member of the club that the kiosk is set up for, they can click on the “Guest Score Posting” button on the Golfer Access Screen and then enter their GHIN Number in order to access the kiosk to post a score.

Can I post scores by manually entering course and slope ratings?

No, this feature is only available on ghin.com.

ghin.com FAQs

Can I post scores by manually entering course and slope ratings?

Yes, only on ghin.com, golfers can manually enter the course name and/or Course Rating and Slope Rating when posting Total Scores.

Can I update my hole-by-hole stats if I entered them wrong?

Yes, only on ghin.com, golfers can edit or add advanced statistics for hole-by-hole rounds posted. A golfer cannot update their hole-by-hole score or adds stats to a Total Score.

Mobile App FAQs

Can I post scores by manually entering course and slope ratings?

No, this feature is only available on ghin.com.

Can I update my hole-by-hole stats if I entered them wrong?

No, this feature is only available on ghin.com.

How can I change memberships in the mobile app if I am a multi-Club member?

A golfer can adjust their Club membership to reflect the Club they want to view the app for by clicking “More” in the bottom right of the app, and then clicking “GHIN Memberships.” From there, the golfer will see his or her Club affiliations and can select one.

